

# Design and Development of a Web-Based Intelligent Project Management System for Academic and Team Environments

Manush Nanthan R<sup>1</sup>, Dr. S. Geetharani<sup>2</sup>

<sup>1</sup>Student, Department of Computer Technology,  
PSG College of Arts and Science, Coimbatore, India

<sup>2</sup>Associate Professor, Department of Computer Technology,  
PSG College of Arts and Science, Coimbatore, India

---

## Abstract

Effective project management requires continuous monitoring, structured task delegation, and transparent communication among team members. In many academic institutions and small organizational teams, project supervision is frequently handled using disconnected tools such as spreadsheets, messaging platforms, and manual documentation. These fragmented approaches reduce project visibility and may lead to delays in task completion.

This research presents the design and development of a web-based intelligent project management system intended to improve coordination and workflow efficiency in academic and collaborative environments. The proposed platform integrates secure user authentication, hierarchical project organization, dynamic task monitoring, and analytical dashboards within a unified digital environment. The architecture follows a layered design that separates presentation, application logic, and data storage components to ensure scalability and maintainability.

Experimental testing under simulated multi-user conditions demonstrates improved deadline adherence, clearer workflow tracking, and better coordination among team members compared to traditional project monitoring methods.

**Keywords:** Project Management System, Collaborative Workflow, Task Monitoring, Web Application, Academic Project Tracking

---

## I. Introduction

Project management plays an essential role in ensuring the successful completion of tasks within a defined timeline and resource framework. In academic institutions and small development teams, project activities are often coordinated using independent communication platforms, spreadsheets, and informal reporting methods. Such approaches may lead to lack of transparency, duplicated effort, and difficulty in monitoring project progress.

Although commercial project management platforms provide advanced capabilities, their complexity and subscription requirements often limit their suitability for academic environments. Therefore, there is a need for a simplified yet structured system that can support collaborative project management without introducing unnecessary complexity.

This research focuses on developing a web-based project coordination platform that centralizes project activities, enhances accountability, and improves transparency in collaborative environments.

## II. Related Work

Previous research in project management systems highlights the importance of structured task pipelines, transparent progress monitoring, and collaborative communication. Agile-based project management models emphasize incremental development and continuous evaluation of project tasks.

Visualization tools such as dashboards and progress charts have been shown to improve team productivity by providing real-time insight into project status. However, many of the existing tools are primarily designed for enterprise-level organizations and require significant configuration and training.

Academic environments require lightweight systems that provide essential project management capabilities while maintaining simplicity and accessibility. This study addresses this gap by proposing a structured yet simplified project coordination platform designed specifically for academic teams.

---

### III. Problem Statement

Traditional project management methods used in academic environments often encounter several operational challenges, including:

- Lack of centralized monitoring of project activities
- Inconsistent progress reporting among team members
- Delayed identification of overdue tasks
- Limited accountability in task assignment
- Communication scattered across multiple platforms

These limitations reduce workflow efficiency and make it difficult for supervisors to monitor project progress effectively. The proposed system aims to address these challenges through centralized monitoring and automated task management.

### IV. System Architecture

The proposed system follows a three-tier architecture consisting of interface, application logic, and data management layers.

#### A. Interface Layer

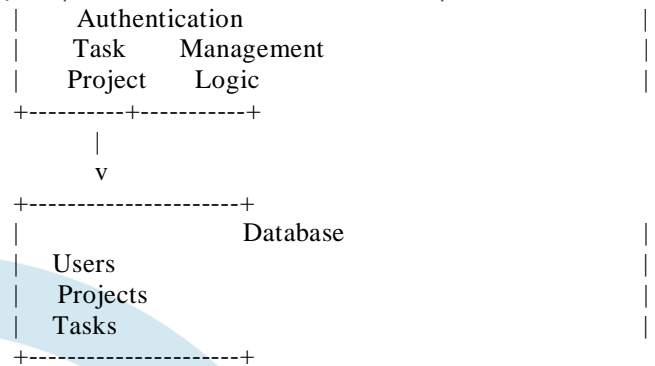
The interface layer provides user interaction through responsive web pages and interactive dashboards. Users can create projects, assign tasks, and track progress through a graphical interface.

#### B. Processing Layer

The processing layer manages business logic including user authentication, task assignment operations, project updates, and access control mechanisms.

#### C. Data Layer

The data layer handles persistent storage of system information including user accounts, project details, and task records. Efficient indexing ensures fast data retrieval during concurrent operations.



### V. Analytical Model

Let:

- U = Set of registered users
- P = Set of projects
- T = Set of tasks

The project completion percentage is calculated as:

$$\text{Progress}(p_i) = (\text{Completed Tasks} / \text{Total Tasks}) \times 100$$

The workload distribution for each user is calculated as:

$$\text{Workload}(u_j) = \text{Assigned Tasks} / \text{Total Active Tasks}$$

These values are dynamically calculated and displayed on the system dashboard.

### VI. System Modules

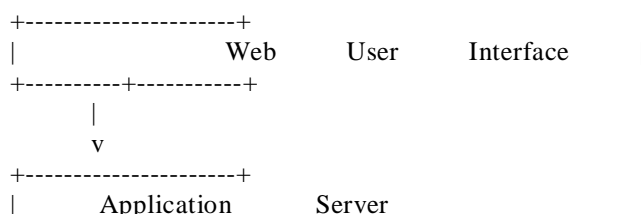
#### A. Authentication Module

This module ensures secure access to the system.

Functions include:

- User registration
- Password encryption
- Secure login verification
- Role-based access control

Figure 1: System Architecture



## B. Project Management Module

This module allows users to organize projects effectively.

Features include:

- Project creation
- Milestone definition
- Priority configuration
- Deadline assignment

- Task Entities

Indexing mechanisms ensure efficient data retrieval even during concurrent multi-user operations.

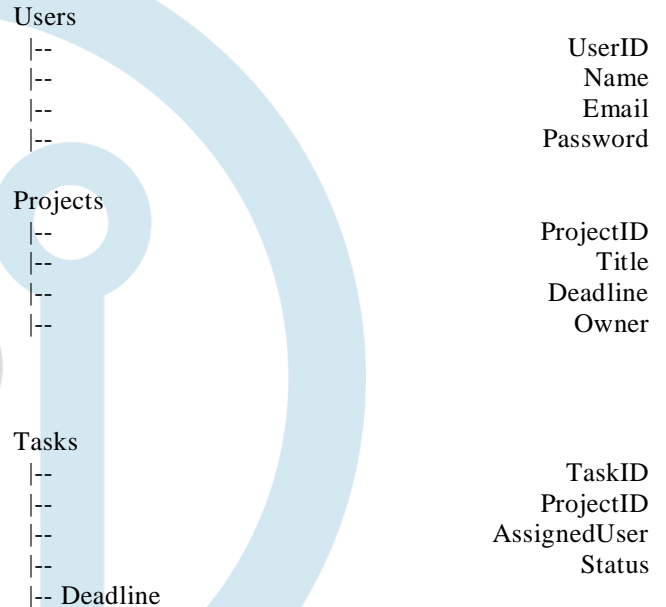
## C. Task Management Module

The task module enables effective task coordination among team members.

Functions include:

- Task assignment
- Task status updates
- Deadline tracking
- Task completion reporting

Figure 2: Database Structure



## D. Dashboard and Visualization Module

The system provides visual analytics to help supervisors understand project progress.

Dashboard features include:

- Project progress charts
- Task completion statistics
- Overdue task alerts
- Workload distribution graphs

## VIII. Development Methodology

The system was developed using a phased development process including:

1. Requirement analysis
2. System design
3. Backend implementation
4. Frontend development
5. Functional testing
6. Deployment simulation

REST-based APIs facilitate communication between the client interface and backend services.

## VII. Database Design

The system uses a document-based database structure to store project data.

Main collections include:

- User Profiles
- Project Records

## IX. Performance Evaluation

The system was tested in a simulated multi-user environment to evaluate performance and reliability.

Key observations include:

- Average response time below 250 milliseconds

- Stable operation during concurrent task updates
- Consistent synchronization of project information across users

User feedback also indicated improved transparency and better project tracking capabilities.

- Machine learning-based workload prediction
- Automated notification systems
- Cloud deployment architecture
- Mobile application support
- Integration with external collaboration platforms

---

## X. Results and Discussion

The proposed system significantly improves task coordination and project monitoring compared to traditional methods. The integrated dashboard allows supervisors to monitor project progress through visual analytics, reducing dependency on manual progress reporting.

Teams reported improved clarity in task responsibilities and faster identification of workflow bottlenecks.

---

## XI. Advantages

The developed system offers several benefits:

- Centralized project monitoring
- Improved task accountability
- Efficient deadline tracking
- Reduced communication fragmentation
- Flexible and scalable architecture

Additionally, the system maintains structured documentation that simplifies future project reference.

---

## XII. Limitations

The current implementation has certain limitations:

- Lack of predictive analytics capabilities
- Limited integration with external platforms
- Web-only accessibility without a mobile application

---

## XIII. Future Work

Future improvements may include:

---

## XIV. Conclusion

This research presented the development of an intelligent web-based project management system designed to improve collaboration and workflow monitoring in academic environments. By integrating centralized project supervision, structured task management, and analytical dashboards, the system effectively addresses limitations associated with traditional project tracking methods.

The evaluation results demonstrate improved coordination, enhanced transparency, and better management of project workflows. The proposed system provides a scalable foundation for future intelligent collaboration platforms.

---

## References

- [1] K. Schwaber and J. Sutherland, "The Scrum Guide," Scrum.org, 2020.
- [2] R. Pressman, *Software Engineering: A Practitioner's Approach*, McGraw Hill, 2014.
- [3] P. Jalote, *Software Project Management in Practice*, Addison-Wesley, 2002.
- [4] T. DeMarco, *Controlling Software Projects*, Prentice Hall, 1982.
- [5] S. McConnell, *Rapid Development: Taming Wild Software Schedules*, Microsoft Press, 1996.
- [6] I. Sommerville, *Software Engineering*, Pearson Education, 2015.
- [7] M. Fowler, *Patterns of Enterprise Application Architecture*, Addison-Wesley, 2003.
- [8] D. Avison and G. Fitzgerald, *Information Systems Development*, McGraw-Hill, 2006.