

Disaster Monitoring and Management System for Dams Using IoT

¹Dr.C.Vasavi

¹Assisitant Professor

¹Department of Electrical and Electronics Engineering,

¹School of Engineering and Technology ,SPMVV, Tirupathi,Andhra pradesh,India.

cvasavi11788@gmail.com

Abstract

Dams are vital infrastructures for water storage, irrigation, flood control, and power generation. However, sudden increases in water level due to heavy rainfall can cause severe flooding and loss of life if not monitored and controlled properly. This project presents an IoT-based Dam Management and Disaster Monitoring System that continuously monitors the water level using an ultrasonic sensor (HC-SR04). When the water level exceeds a predefined threshold, alert messages are sent to registered mobile numbers using a GSM/GPRS module, and a buzzer is activated to provide local warning. Simultaneously, the dam gate is automatically opened using a DC motor controlled through an L293D motor driver and a rack and pinion mechanism. When the water level decreases to a safe limit, the gate is automatically closed. Sensor data and system status are displayed on an LCD and uploaded to an IoT cloud platform using GPRS for real-time remote monitoring. The proposed system enhances dam safety, automation, and disaster prevention with minimal human intervention.

keywords: GSM/GPRS module, IoT, Ultrasonic sensor.

I. INTRODUCTION

Dam management is a critical task that requires continuous monitoring of water levels to prevent overflow and flooding. Conventional dam monitoring systems rely on manual measurements and delayed communication, which may not be reliable during emergency conditions. With the advancement of IoT and embedded technologies, it is now possible to implement real-time monitoring, automated control, and instant communication. The proposed system uses an Arduino UNO as the central controller, an ultrasonic sensor to measure water level, and a GSM/GPRS module for alert messaging and IoT data upload. Automated gate control is achieved using a DC motor with a rack and pinion mechanism driven by an L293D motor driver. The system provides both local alerts using a buzzer and remote monitoring through IoT, making it efficient, reliable, and suitable for real-world dam safety applications. Dam management and disaster monitoring using Internet of Things (IoT) is an advanced system designed to ensure the safety and efficient operation of dams. It uses smart sensors, microcontrollers, and communication technologies to continuously monitor important parameters such as water level, pressure, flow rate, and structural conditions.

In this system, sensors collect real-time data and send it to a central server or cloud platform through wireless communication. This data is analyzed to detect abnormal conditions like overflow, leakage, or structural weakness. If any risk is identified, the system automatically generates alerts to authorities for quick action.

IoT-based monitoring helps in early warning of floods and disasters, reducing damage to life and property. It also improves decision-making, reduces manual effort, and ensures better maintenance of dam infrastructure. Overall, this system provides a reliable, cost-effective, and efficient solution for modern dam safety and disaster management.

II. EXISTING METHOD:

In existing dam management systems, water level monitoring is mostly performed manually or using simple sensors without automation. Alerts are communicated through manual reporting or local alarms, which causes delays. Gate control is operated manually, increasing the risk of human error during emergencies. These systems lack real-time remote monitoring, IoT integration, and automatic gate control.

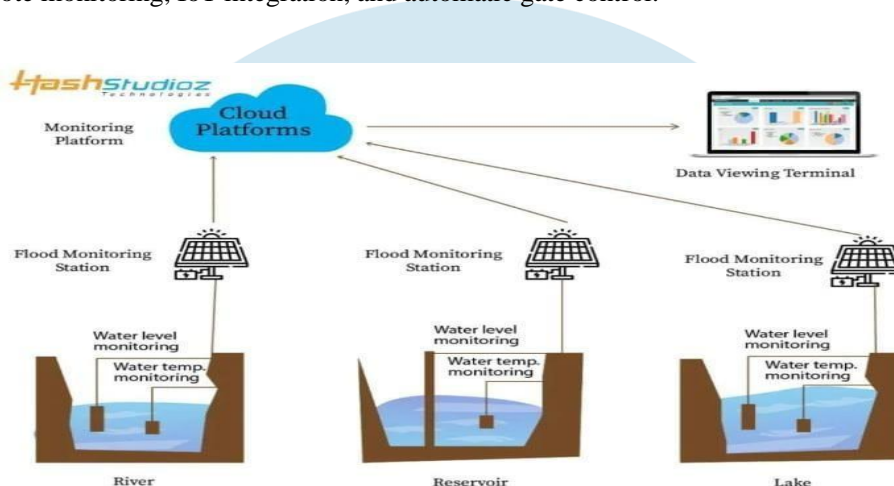


Fig.1.Existing Method.

III. PROPOSED METHOD

The proposed system continuously monitors the dam water level using an ultrasonic sensor interfaced with Arduino UNO. When the water level crosses a critical threshold, the system automatically sends SMS alerts via GSM, activates a buzzer, uploads sensor data to an IoT cloud using GPRS, and opens the dam gate using a DC motor with a rack and pinion mechanism. When the water level returns to a safe level, the gate is closed automatically. An LCD displays real-time water level values and system status, ensuring efficient monitoring, automation, and disaster prevention.

The system consists of an Arduino Uno as the central controller, which manages all input and output operations. A power supply provides the required electrical energy to the Arduino and other components.

An ultrasonic sensor is used to detect the distance of objects and sends this information to the Arduino Uno for processing. Based on the sensor data, the Arduino controls a motor driver, which in turn drives the DC motor.

The DC motor is connected to a rack and pinion mechanism, which converts the rotational motion of the motor into linear motion. Additionally, a GSM module is used for communication purposes, while an I2C LCD displays system status and messages. A buzzer is included to provide alert or warning indications based on the system operation.

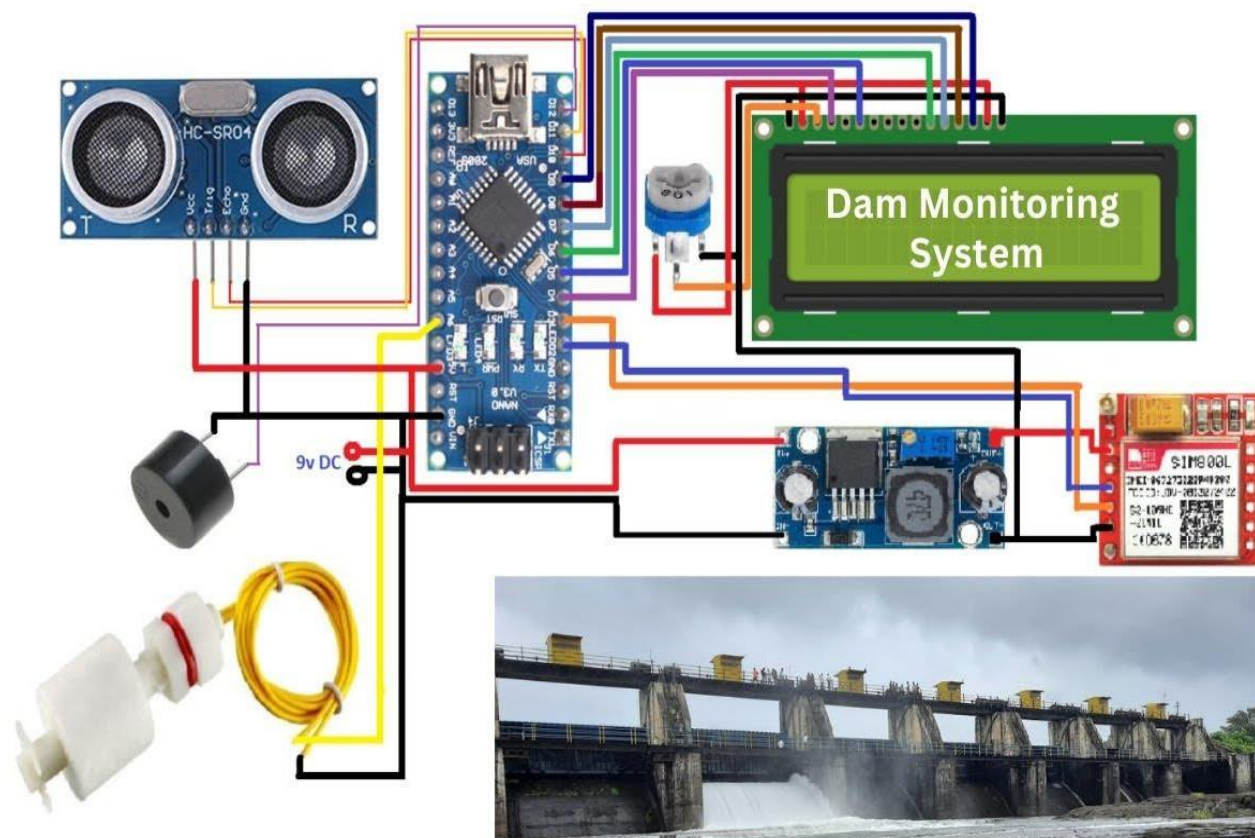


Fig.2.Proposed Method

IV.Hard ware Components:

1. PowerSupply

Provides the required DC voltage (5V/12V) to all components in the system. It converts AC mains into regulated DC using a transformer, rectifier, filter, and voltage regulator. A stable supply ensures proper functioning of the microcontroller and sensors without fluctuations.

2. ArduinoUNO

Acts as the main controller that processes input data from sensors and controls outputs. It is based on the ATmega328P microcontroller and supports both analog and digital inputs. It executes programmed logic to automate gate control and alert generation.

3. UltrasonicSensor

Used to measure the water level by calculating the distance using sound waves. It sends ultrasonic pulses and measures the time taken for the echo to return. Based on this distance, the system determines whether the water level is safe or critical.

4. GSM/GPRSModule

Enables communication by sending alerts and updates to authorities via SMS or internet. It connects the system to mobile networks for remote monitoring. This ensures real-time notification during flood or emergency situations.

5. MotorDriver(L293D)

Controls the operation of the motor used for opening and closing dam gates. It acts as an interface between the Arduino and the motor, providing required current and direction control. It protects the microcontroller from high current damage.

6. DC Motor

Responsible for physically operating the dam gate mechanism. It rotates in clockwise or anticlockwise direction based on control signals. The motor ensures automatic gate movement when water levels change.

7. Buzzer

Provides an audible alert when water level exceeds a certain threshold. It helps in local warning to nearby personnel. It is activated by the Arduino during emergency conditions.

8. IoT Platform (Cloud)

Stores and displays real-time data collected from sensors. It allows remote monitoring through mobile or web applications. This improves decision-making and enables automation in disaster management.

9. I2C LCD Display

Used to display real-time information such as water level and system status. It uses I2C communication, which requires only two pins (SDA and SCL), reducing wiring complexity. It provides a clear visual output for monitoring the system locally.

10. Rack and Pinion Mechanism

A mechanical system used to convert rotational motion of the motor into linear motion. The pinion (gear) rotates and moves the rack (straight gear), which helps in opening and closing the dam gate. It ensures smooth, controlled, and precise gate movement.

11. ARDUINO HARDWARE

The power of the Arduino is not its ability to crunch code, but rather its ability to interact with the outside world through its input-output (I/O) pins. The Arduino has 14 digital I/O pins labelled 0 to 13 that can be used to turn motors and lights on and off and read the state of switches.

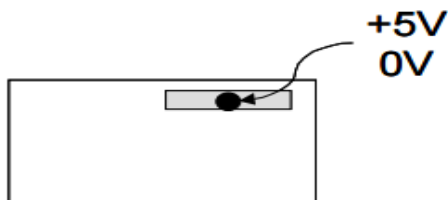
Each digital pin can sink or source about 40 mA of current. This is more than adequate for interfacing to most devices but does mean that interface circuits are needed to control devices other than simple LED's. In other words, you cannot run a motor directly using the current available from an Arduino pin, but rather must have the pin drive an interface circuit that in turn drives the motor. A later section of this document shows how to interface to a small motor.

To interact with the outside world, the program sets digital pins to a high or low value using C code instructions, which corresponds to +5V or 0V at the pin. The pin is connected to external interface electronics and then to the device being switched on and off. The sequence of events is shown in this figure.

Program sets pin high/low (1/0)

```
digitalWrite(4, HIGH);
digitalWrite(4, LOW);
```

Board pin set to +5V/0V



Interface electronics use signal voltages and power supply to switch motor on/off

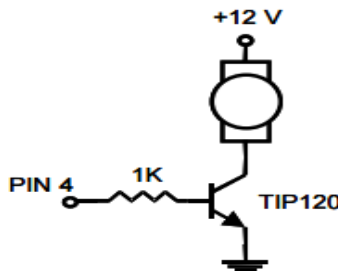


Fig.4

RESULTS:




Fig.5.Real time water Monitoring

- The system successfully measures the water level continuously using an ultrasonic sensor.
- It provides accurate real-time data, helping authorities track dam conditions instantly.

EarlyFloodWarning System

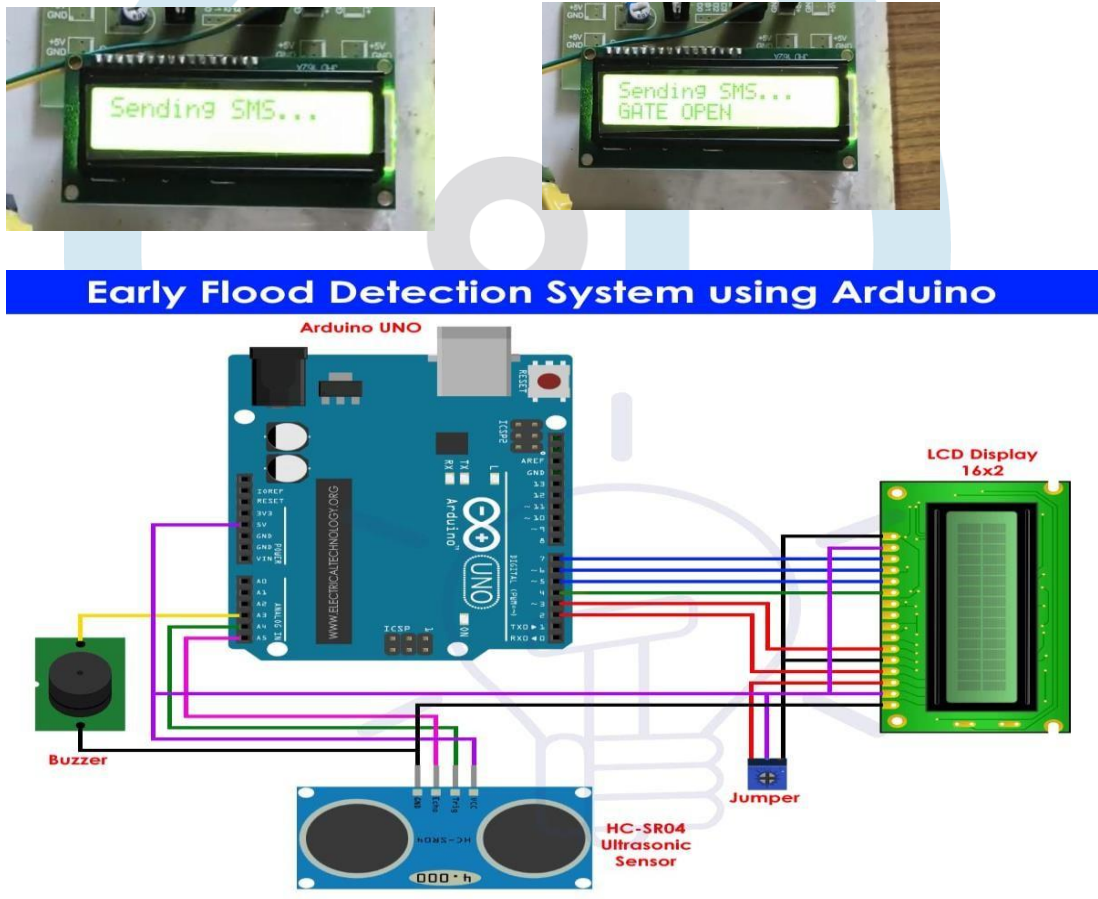


Fig.6 EARLY FLOOD WARNING SYSTEM

- When water exceeds a predefined threshold, the system automatically triggers alerts (LED/Buzzer).
- This helps in early warning and reduces the risk of flood disasters.

RemoteMonitoringvia IoT



REMOTE MONITORING VIA IoT

- Data can be monitored remotely using IoT platforms or mobile devices.
- Authorities can access live data without being physically present at the dam.



Fig.7.AUTOMATIC DAM GATE CONTROL MECHANISM

- The system uses a motor connected to a rack and pinion to control the dam gate.
- The motor's rotation is converted into linear motion to open or close the gate.
- It works automatically based on water level sensor inputs.
- This helps control waterflow, reduces manual effort, and prevents flooding.

IMPROVED DISASTER MANAGEMENT

- IoT systems use sensors to continuously monitor parameters like waterlevel,rainfall, and dam conditions in real time.
- When abnormal conditions are detected, the systems ends instant alerts (SMS,app notifications, alarms) to authorities and near by people.
- Remote monitoring allows officials to track the situation from anywhere and take quick decisions during emergencies.
- Automatic control actions(like opening dam gates)can be triggered to prevent overflow and flooding.
- Data collected over time helps in predicting disasters and planning preventive measures.
- It reduces human intervention,response time,and minimizes damage to lifeand property.

CONCLUSION

The IoT-based Dam Management and Disaster Monitoring System provides a smart, automated, and reliable solution for real-time water level monitoring and disaster prevention. By integrating ultrasonic sensing, GSM/GPRS communication, IoT data uploading, and automated gate control, the system minimizes human intervention and ensures rapid response during critical conditions. This project demonstrates an efficient and cost-effective approach to improving dam safety and disaster management.

The Dam Management and Disaster Monitoring System using IoT provides an efficient and modern solution for monitoring and controlling water resources. By using sensors and real-time data, the system helps in detecting changes in water levels, pressure, and environmental conditions, ensuring better safety and management of dams.

It plays a crucial role in preventing disasters such as floods by providing early warnings and enabling timely actions. Automation and remote monitoring reduce human effort and increase accuracy and reliability. Although there are challenges like cost and maintenance, the overall benefits make this system highly valuable. In conclusion, IoT-based dam management systems improve safety, efficiency, and disaster preparedness, making them an essential technology for smart water management and future infrastructure development.

REFERENCES

- 1) S. R. Patil, A. R. Kale, "IoT Based Flood Monitoring and Alerting System," *International Journal of Engineering Research*, 2018.
 - 2) P. S. Reddy, M. Anitha, "Automated Dam Gate Control System Using Embedded Systems," *IJERT*, 2020.
 - 3) M.A.Ahmed, "Embedded Systems for Disaster Management," Springer, 2016.
 - 4) N.Sharma, V.Gupta, "GSM and GPRS Based Disaster Monitoring System," *International Journal of Computer Applications*, 2017.
 - 5) K. Venkatesh, R. Kumar, "Smart Dam Monitoring System Using Wireless Sensor Networks," *IEEE Conference*, 2019.
 - 6) Arduino UNO Datasheet, Arduino.cc
 - 7) Y.Zhao, L.Chen, "Real-Time Flood Monitoring System Based on IoT," *IEEE Internet of Things Journal*, 2018.
 - 8) S. Mishra, A. Dubey, "Wireless Sensor Network Based River Water Level Monitoring System," *International Journal of Advanced Research in Computer and Communication Engineering (IJARCCE)*, 2017.
 - 9) R.K.Nadesh, P.Suresh, "IoT Based Smart Water Level Monitoring System," *International Journal of Innovative Technology and Exploring Engineering (IJITEE)*, 2019.
 - 10) T.N.Rao, K.S.Prasad, "Flood Detection and SMS Alert System Using GSM Module," *International Journal of Scientific & Engineering Research (IJSER)*, 2018.
 - 11) A.Kumar, S.Bansal, "Embedded Based Water Quality and Level Monitoring System," *IEEE International Conference on Communication and Signal Processing*, 2019.
 - 12) J.Gubbi, R. Buyya, S. Marusic, M. Palani swami, "Internet of Things (IoT): A Vision, Architectural Elements, and Future Directions," *Future Generation Computer Systems*, 2013.
 - 13) H. Karl, A. Willig, *Protocols and Architectures for Wireless Sensor Networks*, Wiley, 2005.
- C. Alippi, G. Vanini, "A RSSI-Based and Calibrated Centralized Localization Technique for Wireless Sensor Networks," *IEEE International Conference on Pervasive Computing and Communications Workshops*, 2006.